

The most versatile and Safest corner rounder in the world

APPLICATIONS

The CR68 comes standard with the 7 most popular radius (R3-R9) pre-loaded in a carousel that the operator can simply turn the turret to select the best radius for the job. No longer do you have to handle sharp blades in order to change from one radius to another. Round corners make the finished product more visually appealing and make it stand out in a crowd. Round corners are popular in children's books, hang tags for clothing, business cards and many other applications. For photobooks using R9 or R10 has become almost a standard feature. A straight cut blade is available to give a distinctive look to a finished piece.



Business card

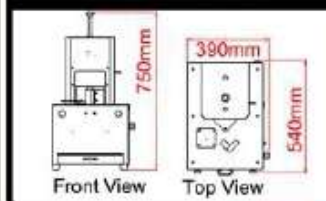
Tags

Book

SPECIFICATIONS

Thickness: 68mm
Cut tools: R3-R9 as standard
Option: R2,R10 ,straight cutter
 Pedal switch
 Stand
Dim(L*W*H): 500*380*700mm
Power: Either 220V or 110V, 50Hz/60Hz

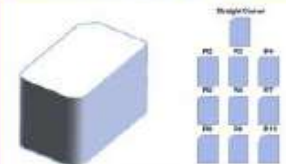
DIMENSIONS



Front View

Top View

BLADE SPEC.



FEATURES

DESIGNED WITH SAFETY IN MIND:

The CR68 incorporates many safety features such as requiring a key to operate the machine and having to use 2 hands to activate the machine. See box below for other safety feature information.

TOOL TURRET:

CR68 turret holds 7 radiuses of corner cutting blades as standard. Change from one radius to another by simply rotating the turret. Other tools are available as options: R2, R10 and straight cut.



7 tools turret

HEAVY DUTY:

Stacks up to 68mm can be cut at a time. Cutting pad is a square of a guillotine paper cutter stick and can be easily rotated to use all 4 sides.



Corner Gauge

CORNER GAUGE:

In order to produce the best possible results the machine comes with a corner gauge. Once the cutting blade and side guides are properly set finished pieces of the highest quality are easy to produce.



OTHER FEATURES:

- Optional foot pedal switch
- Heavy magnet side guide
- Inching mode for jam release and side guide adjustment



Cut pad exchange



DESIGNED FOR SAFETY



1. Key switch: Only Specific person could turn machine on




2. When the blade is not in correct position, machine is disabled (red lights on)



3. When the cover is removed, machine is disabled (red lights on)



4. Two hands operation



5. Pop-up lever design in case any stuff block the lever



6. When the trash tray is open, machine is disabled (red lights on)